

SONY



The monitor image is simulated.

# HVR-1500A

Digital HD Videocassette Recorder

**HDV**<sup>™</sup>  
HDV 1080i

# Bringing a New Level of Functionality and Robustness to HDV Productions - the HVR-1500A HDV Recorder

The HVR-1500A is an HDV™ source feeder/ recorder\*1 positioned at the top of the Sony HDV Series.

Inheriting the design concept of the market-acclaimed DSR-1500A, the HVR-1500A offers the same convenient features that professional users demand, such as quick mechanical response, multi-format DV playback, and a rich set of professional video/audio interfaces ranging from analog to digital SDI and AES/EBU. The HVR-1500A also offers HD-SDI input/output and RS-422A control capabilities, bridging HDV source footage and assets with high-end HD formats and HD editing equipment. In addition, with the optional HVBK-1520 board installed, the HVR-1500A has a range of conversion capabilities that allow DV recordings to be up-converted to 1080i or 720P signals, and 1080i HDV recordings to be cross-converted to 720P signals. This allows operators to integrate DV and HDV source footage and assets into the same HD editing system, and gives them the flexibility to choose between either a 1080i or a 720P system.

The HVR-1500A can also be used as a standard definition DVCAM™ recorder, in which case the same editing features as the DSR-1500A are offered.

The HVR-1500A is certainly the HDV recorder of choice for environments where robustness and functionality are prime concerns.

\*1 In HDV mode, editing capabilities are not available.

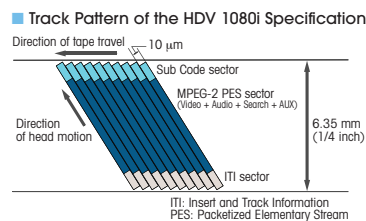


The monitor image is simulated.

# HDV FORMAT

## HDV 1080i Specification

The HDV 1080i specification\*<sup>1</sup> for the HDV format features 1,080 effective scanning lines (interlace scanning system) and 1,440 horizontal pixels. It adopts the MPEG-2 compression format (MP@ H-14 for video), which uses 8-bit digital component recording with a sampling rate of 4:2:0. MPEG-1 Audio Layer II is used as the audio compression format, allowing for two-channel recording with a sampling frequency of 48 kHz/16-bit. The HDV 1080i specification provides the high picture quality required for HDTV program production.



\*<sup>1</sup> The HDV format also defines the HDV 720p specification, which features 720 effective scanning lines (progressive scanning system) and 1,280 horizontal pixels.

## Compatible with Existing and New DV Videocassette Tapes

As a member of the proven DV family of formats, the HDV format was developed from the outset to be compatible with all grades of DV videocassette tape. This allows operators to use high-grade DV videocassette tapes for applications where high robustness is critical, or consumer-grade videocassette tapes for more economical operations. For heavy-duty applications, the DigitalMaster™ high-grade cassette tape has been developed. This tape is compatible with the HDV, DVCAM, and DV formats.



# VERSATILE RECORDING & PLAYBACK

## Switchable Recording -HDV 1080i/DVCAM/DV and 60i/50i

The HVR-1500A can be switched between HDV 1080i\*<sup>2</sup>, DVCAM, and DV (SP)\*<sup>3</sup> recording modes, providing full flexibility to record in either standard definition or high definition depending on your production needs. In addition, it can be switched between 60i and 50i systems, eliminating the need for two separate VTRs, one for each standard.

\*<sup>2</sup> In HDV mode, editing capabilities are not available.

\*<sup>3</sup> The HVR-1500A supports DV (SP) mode only; DV (LP) mode is not available. Assemble or insert editing is not supported in DV (SP) mode.

## Playback Compatibility with DV (25 Mb/s) Family Formats

For operational versatility, the HVR-1500A is designed to play back DV (25 Mb/s) family format recorded tapes without a mechanical adaptor and without having to switch playback modes on the menu. DVCAM™ 25 recorded tapes (M-size cassettes) can also be played back.

## Long Recording Time

The HDV format adopts the same track pitch and tape speed as the DV format, thus offering the same recording time - a maximum of 276 minutes when recording on a PHDV-276DM DigitalMaster standard cassette tape and 63 minutes when recording on a PHDVM-63DM DigitalMaster mini cassette tape. The DVCAM format adopts a wider track pitch than the HDV/DV format (15 µm compared to 10 µm), and offers a maximum recording time of 184 minutes on a PDV-184N standard cassette tape and 40 minutes on a PDVM-40N mini cassette tape.

## Up-conversion Capability

With the optional HVBK-1520 Format Converter Board installed, the HVR-1500A has an up-conversion capability that allows DV recordings and SD signals\*<sup>4</sup> fed to the HVR-1500A to be converted to 1080i or 720P signals and then output\*<sup>5</sup> from the HD-SDI interface. This allows DV recordings to be

integrated into existing HD editing systems that support the 1080i or 720P format.

When up-converting the DV recording, the aspect ratio displayed can be converted from 4:3 to 16:9. Display modes can be selected from Squeeze, Edge Crop, or Letterbox.

\*<sup>4</sup> DV signals fed to the HVR-1500A's i.LINK™ interface cannot be up-converted and output from the HD-SDI interface.

\*<sup>5</sup> There may be a delay of one frame in outputting up-converted signals from the HD-SDI interface.

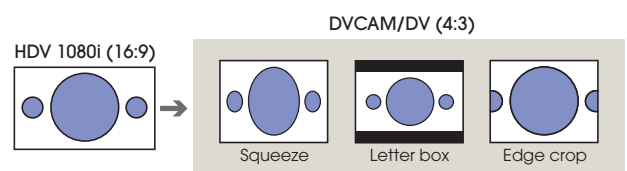
## Cross-conversion Capability

With the optional HVBK-1520 Format Converter Board installed, the HVR-1500A has a cross-conversion capability that allows 1080i recordings to be converted to 720P signals, as well as 720/30P (29.97 frames/s) recordings to be converted to 1080/60i (59.94 fields/s) signals. These signals are output\*<sup>6</sup> from the HD-SDI interface. This allows source footage and assets in different HDV formats to be integrated into the same HD editing system.

\*<sup>6</sup> There may be a delay of one frame in outputting cross-converted signals from the HD-SDI interface.

## Down-conversion Capability

The HVR-1500A has a built-in down-conversion capability that allows 1080i recordings to be output as 480i and 576i signals from the i.LINK and SD-SDI interfaces. These signals can also be output from the analog component, composite, or S-Video connectors. This allows 1080i recordings to be edited using nonlinear editing systems running DV editing software or to be viewed on an SD monitor. When down-converting the 1080i recording, the aspect ratio displayed can be converted from 16:9 to 4:3. Display modes can be selected from Squeeze, Letter box, or Edge crop.



## Interfaces and Output Formats

### 60i System<sup>†1</sup>

Playback Format		Signal Format on Line Select Menu	Interface & Output Format						
			HD-SDI	SD-SDI	i.LINK <sup>†5</sup>		Analog Component	Analog Composite	S-Video
HDV	1080/60i	1080i	1080/60i	480/60i	HDV 1080i or DV/DVCAM <sup>†5</sup>		1080/60i or 480/60i <sup>†5</sup>	480/60i	480/60i
		720P	720/60P <sup>†2</sup>	480/60i	HDV 1080i or DV/DVCAM <sup>†5</sup>		1080/60i or 480/60i <sup>†5</sup>	480/60i	480/60i
	720/30P <sup>†3</sup>	1080i	1080/60i <sup>†2</sup>	480/60i	-		720/60P or 480/60i <sup>†5</sup>	480/60i	480/60i
		720P	720/60P	480/60i	-		720/60P or 480/60i <sup>†5</sup>	480/60i	480/60i
DV <sup>†4</sup>	480/60i	1080i	1080/60i <sup>†2</sup>	480/60i	DV/DVCAM		480/60i	480/60i	480/60i
		720P	720/60P <sup>†2</sup>	480/60i	DV/DVCAM		480/60i	480/60i	480/60i

### 50i System

Playback Format		Signal Format on Line Select Menu	Interface & Output Format						
			HD-SDI	SD-SDI	i.LINK <sup>†5</sup>		Analog Component	Analog Composite	S-Video
HDV	1080/50i	1080i	1080/50i	576/50i	HDV 1080i or DV/DVCAM <sup>†5</sup>		1080/50i or 576/50i <sup>†5</sup>	576/50i	576/50i
		720P	720/50P <sup>†2</sup>	576/50i	HDV 1080i or DV/DVCAM <sup>†5</sup>		1080/50i or 576/50i <sup>†5</sup>	576/50i	576/50i
		1080i	1080/50i <sup>†2</sup>	576/50i	DV/DVCAM		576/50i	576/50i	576/50i
DV <sup>†4</sup>	576/50i	720P	720/50P	576/50i	DV/DVCAM		576/50i	576/50i	576/50i

HVR-1500A cannot playback 1080/24P, 1080/25P, 1080/30P, 720/24P or 720/25P.

<sup>†1</sup> In this table, "60i", "60P", and "30P" indicate a field rate of 59.94 Hz, a frame rate of 59.94 Hz, and a frame rate of 29.97 Hz, respectively. <sup>†2</sup> The HVBK-1520 Format Converter Board is required for up- or cross-conversion to these signals and output of these signals from the HD-SDI interface. <sup>†3</sup> The HVR-1500 can play back but cannot record 720/30P signals. When 720/30P recordings are played back, their signals are converted to 720/59.94P signals. <sup>†4</sup> "DV" indicates DVCAM, DV (SP), and DVCPRO 25 formats. The HVR-1500 can play back but cannot record DVCPRO 25 signals. <sup>†5</sup> DVCPRO 25 signals cannot be output from the i.LINK interface. <sup>†6</sup> Selectable via the menu.

## Input Signals and Recording Formats

YES: recording possible  
NO: recording not possible

YES: signals output possible  
NO: signals output not possible

Input Signal		Recording Format			Output Format -Digital Video						Output Format -Analog Video				Output Format -Analog Audio			
		HDV <sup>†6</sup>	DVCAM	DV (SP)	SDI output		Digital audio output		i.LINK output		Composite Y/CPST	S Video Pr/R-Y/S-C Pb/B-Y/S-Y	Component		Monitor (Super Imposes) CPST	AUDIO OUT 1/3 XLR 1/3	AUDIO OUT 2/4 XLR 2/4	Monitor RGA pin
					SD-SDI	HD-SDI	AES/EBU 1/2	AES/EBU 3/4	DV/DVCAM	HDV			SD	HD				
Analog signal inputs (HVBK-1505)	Composite <sup>†1</sup>	NO	YES	YES	YES	YES <sup>†7</sup>	-	-	YES	NO	YES	YES	YES	NO	YES	-	-	-
	Component <sup>†1</sup>	NO	YES	YES	YES	YES <sup>†7</sup>	-	-	YES	NO	YES	YES	YES	NO	YES	-	-	-
	S-video <sup>†1</sup>	NO	YES	YES	YES	YES <sup>†7</sup>	-	-	YES	NO	YES	YES	YES	NO	YES	-	-	-
	Analog audio <sup>†1</sup>	NO	YES	YES	YES	YES	YES	YES	YES	YES	-	-	-	-	-	YES	YES	YES
Digital audio (AES/EBU)		NO	YES	YES	YES	YES	YES	YES	YES	YES	-	-	-	-	-	YES	YES	YES
SD-SDI <sup>†3</sup>		NO	YES	YES	YES	YES <sup>†7</sup>	YES	YES	YES	NO	YES	YES	YES	NO	YES	YES	YES	YES
HD-SDI <sup>†3</sup>		YES <sup>†6</sup>	NO	NO	YES <sup>†3</sup>	YES	YES	YES	NO <sup>†4</sup>	YES	YES <sup>†8</sup>	YES <sup>†8</sup>	YES <sup>†8</sup>	YES	YES <sup>†8</sup>	YES	YES	YES
i.LINK DV format (DVCAM/DV) <sup>†4</sup>		NO	YES	YES	YES	NO	YES	YES	-	-	YES	YES	YES	NO	YES	YES	YES	YES
i.LINK HDV format (1080i) <sup>†5</sup>		YES <sup>†6</sup>	NO	NO	YES <sup>†3</sup>	YES	YES	NO	-	-	YES <sup>†8</sup>	YES <sup>†8</sup>	YES <sup>†8</sup>	YES	YES <sup>†8</sup>	YES	YES	YES

HVR-1500A cannot record 720/24P or 720/25P.

<sup>†1</sup> With the HVBK-1505 Analog Input Board (option) installed. <sup>†2</sup> It is not possible to input an HD component signal. <sup>†3</sup> An SDTI signal is not supported. <sup>†4</sup> It is not possible to input a DV(LP)/DVCPRO signal. <sup>†5</sup> It is not possible to input an HDV signal other than 1080 50i/60i. <sup>†6</sup> HDV recording can only record HDV 1080 50i/60i (audio: 2-channel mode). It is not possible to record MPEG-2 signals other than in HDV 1080i format. This unit also does not support HDV extended format fourchannel audio signal input/output, recording, or tape playback. <sup>†7</sup> With the HVBK-1520 Format Converter Board (option) installed, signals can be upconverted and output. <sup>†8</sup> HD signals can be down-converted and output. <sup>†9</sup> HD-SDI input signals cannot be down-converted and output from i.LINK output connector.

# PROFESSIONAL INTERFACES

A full range of professional interfaces are available, allowing for flexible analog or digital configurations in both SD and HD systems. This allows operators to integrate the HVR-1500A exactly according to their system needs.

## HD-SDI Interface

The HVR-1500A provides HD-SDI input/output capability. 1080/60i (59.94 fields/s) or 1080/50i HDV signal can be input in real time and these HDV recordings can be output in normal playback and search modes. Analog component or analog composite signals that are down-converted from 1080i HDV recordings can also be output from the HD-SDI interface. 720/60P (59.94 frames/s) and 720/50P signals that are up-converted from DV recordings or cross-converted from 1080i HDV recordings can also be output from the HD-SDI interface in normal playback and search modes.

Time code and audio signals are embedded in this HD-SDI signal. This interface allows operators to record programs directly from HD-SDI-based editing systems such as the HDCAM™ and XDCAM™ HD systems. The HVR-1500A can be utilized as a recorder that receives signals from a remote camera such as BRC Series camera. This interface also allows operators to integrate HDV footage and assets easily into existing HD-SDI-based editing systems.

## SD-SDI Interface

The HVR-1500A also provides SD-SDI input/output capability. Time code and audio signals are embedded in the SDI signal. This allows the HVR-1500A to connect with a wide variety of digital equipment including SDI-based editing systems.

<sup>†7</sup> SD-SDI signals fed to the HVR-1500A's SD-SDI interface cannot be up-converted to HDV signals for recording to tape or to HD-SDI signals for output from the HD-SDI interface.

## AES/EBU Interface

For professional digital audio needs, the HVR-1500A offers AES/EBU digital audio inputs/outputs.

## i.LINK Interface

The HVR-1500A is equipped with a 6-pin i.LINK<sup>†8</sup> \*<sup>†9</sup> interface. This allows it to transfer digital video, audio, and command signals (in HDV, DVCAM, and DV format) to a compatible VTR or nonlinear editing system via just a single cable.

<sup>†8</sup> i.LINK is a trademark of Sony used only to designate that a product contains an IEEE 1394 connector. Not all products with an i.LINK connector will necessarily communicate with each other. For information on compatibility, operating conditions, and proper connection, please refer to the documentation supplied with any device with an i.LINK connector. For information on devices that include an i.LINK connection, please contact your nearest Sony office.

<sup>†9</sup> DVCAM/DV signals fed to the HVR-1500A's i.LINK interface cannot be up-converted to HDV signals for recording to tape or to HD-SDI signals for output from the HD-SDI interface.

## Analog Interfaces

As standard, the HVR-1500A provides analog output interfaces for video and audio. These include composite, component, and S-Video (Y/C) outputs and two channels of audio output (via XLR connectors). Using these interfaces, the HVR-1500A can act as a source feeder for an analog editing system and as a simple playback viewer in various applications such as broadcast station studios, OB vehicles, and production offices. By installing the optional HVBK-1505 Analog Input Board, a full range of analog video and audio inputs also become available, allowing a smooth transition to digital systems.

# OPERATIONAL RELIABILITY

By packing sophisticated mechanical technologies into its robust aluminum diecast chassis, the HVR-1500A provides the reliable operations that today's video professionals demand.

## Quick Response Mechanism

Quick mechanical response is an essential requirement for professional video production. The HVR-1500A provides this feature by using a reliable direct reel and drum motor mechanism. Fast forward and rewind speeds are an impressive 85 times normal play speed. In HDV mode, the color picture search\*<sup>10</sup> speeds are  $\pm 8$  and  $\pm 24$  times normal play speed, and in DVCAM mode they are between -60 and +60 times normal play speed.

In editing environments, where speed and time are critical, this mechanism reduces the frustration editors often feel when they are searching for specific scenes.

\*<sup>10</sup> The color picture search function can be controlled through the RS-422A interface.

## Tape and Head Cleaner for Reliable Operation

The HVR-1500A incorporates a tape cleaner that adopts a high-grade sapphire blade. This tape cleaner helps prevent signal dropouts by cleaning away particles that accumulate while the tape is running.

The recorder also incorporates a head cleaner to maintain the performance of the drum heads. These cleaners improve the reliability of recording and playback.

# OPERATIONAL CONVENIENCE

## Built-in 2.7-inch LCD Monitor

The HVR-1500A is equipped with a 2.7-inch\*<sup>11</sup> color LCD monitor with a high resolution of 211 K dots. This allows operators to view the input source during recording and check the playback picture in a 16:9 widescreen aspect ratio. It can also display the 4-channel audio level meters and time code, as well as setup menus for video, audio, and VTR settings. Three different display modes can be selected, as shown right.

\*<sup>11</sup> Viewable area, measured diagonally.

Full Screen Display Mode



Status Display Mode



Small Screen Display Mode



The monitor images are simulated.

## Auto Repeat

The HVR-1500A has a convenient auto repeat function. This enables the VTR to automatically rewind the tape to either the beginning of the tape or to a user-defined index point, and to start playback again from there. Repeat start and stop index points can also be defined by setting time code values.

## Assign Button

Functions frequently used for VTR operations can be assigned to an ASSIGN button located on the front panel of the HVR-1500A.

## Digital Slow Motion and Jog Sound (in DVCAM mode)

When used with an editing controller, such as the Sony RM-280 Editing Controller, the HVR-1500A can provide excellent digital slow motion and jog sound for DVCAM recordings. It offers variable speed playback within the range of -0.5 to +0.5 times normal play speed. This allows operators to locate editing points quickly and accurately using noiseless slow-motion playback pictures.

## Picture Search (in HDV mode)

With an editing controller, such as the Sony RM-280 Editing Controller, the HVR-1500A provides a convenient color picture search function for HDV recordings.\*<sup>12</sup>

\*<sup>12</sup> In HDV mode, audio jog search is not supported and video jog search is supported in forward mode only.

Playback speed	Image quality
x24	Coarse
x8	Coarse
x1	Normal
x1/5	Normal
x1/10	Normal
x1/30	Normal
Forward frame-by-frame	Normal
STILL	Normal
x-1	Coarse
x-8	Coarse
x-24	Coarse

## Picture Search Using Menu Keys

The HVR-1500A provides a picture search function via the menu keys on its front panel. By pressing the  $\rightarrow$  / [B] and  $\leftarrow$  / [A] buttons, forward and reverse search of 8 and 10 times normal play speed is available in HDV and DVCAM/DV modes, respectively. The  $\uparrow$  and  $\downarrow$  buttons allow frame-by-frame picture search, as well as slow-motion playback.

Button operation	Slow motion playback	Recording format	
		HDV	DVCAM/DV
$\rightarrow$ / [B]	FWD search	x8	x10
$\leftarrow$ / [A]	REV search	x-8	x-10
$\uparrow$	FWD frame-by-frame	Yes	Yes
$\uparrow$ (held down)		x1/5	x1/2
$\downarrow$	REV frame-by-frame	No	Yes
$\downarrow$ (held down)		x-1	x-1/2

## Audio Level Control

Audio levels can be adjusted via the control knobs on the front panel. In recording mode, the input audio level of the analog XLR, SD-SDI, AES/EBU, and i.LINK\*<sup>14</sup> interfaces can be adjusted.

In playback mode, the analog XLR, SD-SDI, HD-SDI, AES/EBU, and i.LINK\*<sup>13</sup> output audio levels can be controlled.

\*<sup>13</sup> In HDV mode, the input/output audio levels cannot be adjusted.

# PROFESSIONAL CONTROL

## RS-422A Control

The HVR-1500A is equipped with an RS-422A interface, which is the industry standard for professional editing. This allows the VTR to interface with other Sony VTRs, editing controllers such as the Sony RM-280 Editing Controller, and nonlinear editing systems.

The RS-422A offers frame-accurate insert and assemble editing in DVCAM mode. It can also be used for source feeding\*14 in HDV mode.

\*14 The availability of frame-accurate control is dependent on the connected editing controller. For information on compatible editing controllers, please contact your nearest Sony office.

## HD and SD Reference Inputs

The HVR-1500A accepts both HD and SD reference signals.

## Time Code Input/Output

The HVR-1500A has a time code input/output capability to synchronize time code when making tape copies.

## Built-in Signal Generator

Equipped with a built-in signal generator, the HVR-1500A can generate color bars or black burst for video, and a 1-kHz tone or silent signal for audio. These signals can be recorded to tape when the HVR-1500A is operating in DVCAM or DV mode\*15 to create a pre-stripped tape prior to editing. They can also be output from the analog and digital interfaces to adjust other equipment in the system.

\*15 Recording these signals to tapes in the HDV format is not available.

# OTHER FEATURES

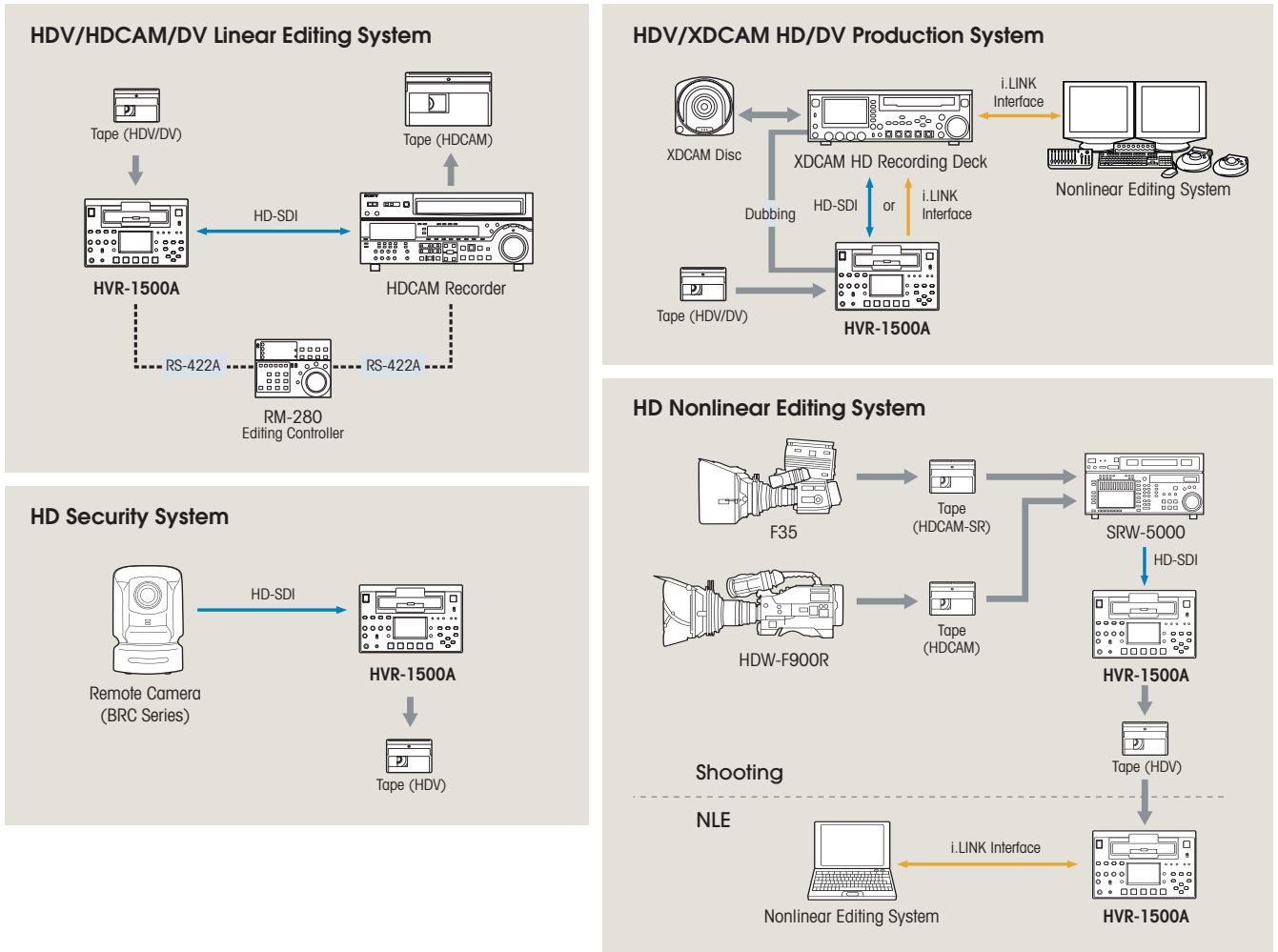
- Compact Design (half-rack wide, 3U high)
- AC Operation (100 to 240 V, 50/60 Hz)
- Low Power Consumption (approximate 60 W)
- VITC (Vertical Interval Time Code) (DVCAM format only)
- Video Processor Control via Menu
- Closed Caption Function (DVCAM/DV NTSC format only)
- SIRCS (Sony Integrated Remote Control System) Interface

# REAR PANEL



Rear panel of the HVR-1500A (with the optional HVBK-1505 board)

# APPLICATION EXAMPLES



# ACCESSORIES



**HVBK-1520**  
Format Converter Board

**HVBK-1505**  
Analog Input Board

**RM-280**  
Editing Controller

**DSRM-10**  
Remote Control Unit

**VMC-IL4615/IL4635**  
i.LINK Cable (4-pin to 6-pin,  
1.5 m (59 1/8 inches)/  
3.5 m (137 4/5 inches))

**RCC-5G**  
9-pin Remote Control Cable  
(5 m (196 7/8 inches))



**PHDV-276DM/186DM/124DM/64DM**  
DigitalMaster Standard Cassette Tape  
**PHDVM-63DM**  
DigitalMaster Mini Cassette Tape



**PDVM-12N/22N/32N/40N**  
Digital Videocassette (Non-IC type/Mini size)  
**PDV-34N/64N/94N/124N/184N**  
Digital Videocassette (Non-IC type/Standard size)  
**PDVM-12ME/22ME/32ME/40ME**  
Digital Videocassette (IC-type/Mini size)  
**PDV-34ME/64ME/94ME/124ME/184ME**  
Digital Videocassette (IC-type/Standard size)



**PDVM-12CL**  
Cleaning Cassette Tape  
(Mini size)



**PDV-12CL**  
Cleaning Cassette Tape  
(Standard size)

# SPECIFICATIONS

		HVR-1500A	
		60i system*7	50i system
<b>Recording/playback performance</b>			
Recording format		HDV 1080/60i, DVCAM, DV (SP)	HDV 1080/50i, DVCAM, DV (SP)
Playback format		HDV 1080/60i, HDV 720/30P*6, DVCAM, DV (SP), DVCPRO 25	HDV 1080/50i, DVCAM, DV (SP), DVCPRO 25
HD-SDI output format		1080/60i*1, 720/60P*1	1080/50i*1, 720/50P*1
Tape speed	HDV/DV SP	18.812 mm/s	18.831 mm/s
	DVCAM	28.193 mm/s	28.221 mm/s
Playback/recording time	HDV/DV SP	Max. 276 min with PHDV-276DM cassette Max. 63 min with PHDVM-63DM cassette	
	DVCAM	Max. 184 min with PDV-184N cassette Max. 40 min with PDVM-40N cassette	
Fast forward/rewind time		Approx. 3 min with PHDV-276DM and PDV-184N cassette	
<b>Video Input</b>			
Digital video	HD-SDI SD-SDI (BNC type x1)	SMPTTE 292M compliant	
		Conforms to Serial Digital Interface (270Mb/s), SMPTTE 259M	Conforms to Serial Digital Interface (270Mb/s), ITU-R BT. 656
Analog video	Ref. video (HD/SD) (BNC type x2, loop-through connection)*3 Component*2 (BNC type x3)*3	HD: bipolar tri-level sync, 0.3 Vp-p, 75 Ω, sync negative SD: black burst or composite sync, 0.286 Vp-p, 75 Ω, sync negative Y: 1.0 Vp-p, 75 Ω, sync negative R-Y: 0.7 Vp-p, 75 Ω, (75% color bars) B-Y: 0.7 Vp-p, 75 Ω, (75% color bars)	HD: bipolar tri-level sync, 0.3 Vp-p, 75 Ω, sync negative SD: black burst or composite sync, 0.3 Vp-p, 75 Ω, sync negative Y: 1.0 Vp-p, 75 Ω, sync negative R-Y: 0.7 Vp-p, 75 Ω, (100% color bars) B-Y: 0.7 Vp-p, 75 Ω, (100% color bars)
	Composite*2 (BNC type x2, loop-through connection)*3 S-Video*2 (BNC type x2)*3	1.0 Vp-p, 75 Ω, sync negative Y: 1.0 Vp-p, 75 Ω, sync negative C: 0.286 Vp-p, 75 Ω (at burst level)	
<b>Audio Input</b>			
Digital audio	AES/EBU (BNC type x2)	Conforms to AES-3id-1995	
Analog audio*2	Audio (XLR 3-pin female x2)	+4/0/-6 dBu high impedance, balanced	+4/0/-3/-6 dBu, high impedance, balanced
<b>Video Output</b>			
Digital video	HD-SDI (BNC type x2) SD-SDI (BNC type x2)	Conforms to Serial Digital Interface (1.485, 1.485/1.001 Gb/s), SMPTTE 292M Conforms to Serial Digital Interface (270 Mb/s), SMPTTE 259M	
Analog video	Component (HD) (BNC type x3)*4	Y: 1.0 Vp-p, 75 Ω, sync negative R-Y: 0.7 Vp-p, 75 Ω B-Y: 0.7 Vp-p, 75 Ω	
	Component (SD) (BNC type x3)*4	Y: 1.0 Vp-p, 75 Ω, sync negative R-Y: 0.7 Vp-p, 75 Ω, (75% color bars) B-Y: 0.7 Vp-p, 75 Ω, (75% color bars)	Y: 1.0 Vp-p, 75 Ω, sync negative R-Y: 0.7 Vp-p, 75 Ω, (100% color bars) B-Y: 0.7 Vp-p, 75 Ω, (100% color bars)
	Composite (BNC type x1)*4 S-Video (BNC type x2)*4	1.0 Vp-p, 75 Ω, sync negative Y: 1.0 Vp-p, 75 Ω, sync negative C: 0.286 Vp-p, 75 Ω (at burst level)	
	Monitor video (BNC type x1)	Composite, 1.0 Vp-p, 75 Ω, sync negative, with superimposed text information	
<b>Audio Output</b>			
Digital audio	AES/EBU (BNC type x2)	Conforms to AEC-3id-1995	
Analog audio	Audio (XLR 3-pin male x2) Monitor (RCA pin x1) Headphones (JM-60 iack x1)	+4/0/-6 dBu, 600 kΩ loading, low impedance balanced -∞ to -11 dBu ±1 dB (-20 dBFS), 47 kΩ, unbalanced -∞ to -13 dBu (-20 dBFS), 8 Ω, unbalanced	+4/0/-3/-6 dBu, 600 kΩ loading, low impedance, -∞ to -9 dBu ±1 dB (-18 dBFS), 47 kΩ, unbalanced -∞ to -11 dBu (-18 dBFS), 8 Ω, unbalanced
<b>i.LINK Interface</b>			
	i.LINK 6-pin x1*5	IEEE 1394-based	
<b>Time Code Input/Output</b>			
TC In	BNC type x1	0.5 Vp-p to 18 Vp-p, 3.3 kΩ, unbalanced	
TC Out	BNC type x1	2.2 Vp-p ±3 dB (when 600 Ω terminated), unbalanced	
<b>Remote</b>			
RS-422A		D-sub 9-pin (female) x1	
Control-S (SIRCS)		Stereo mini jack x1	
<b>General</b>			
Mass		6.9 kg (15 lb 3 oz)	
Dimensions (W x H x D)		211 x 130 x 420 mm (8 3/8 x 5 1/8 x 16 5/8 inches)	
Power requirement		AC 100 V to 240 V, 50/60 Hz	
Power consumption		60 W	
Operating temperature		5 °C to 40 °C (41 °F to 104 °F)	
Storage temperature		-20 °C to 60 °C (-4 °F to 140 °F)	
Operating relative humidity		Less than 80%	
Storage relative humidity		Less than 90%	
<b>Supplied Accessories</b>			
		AC power cord x1, Operating instructions x1	

\*1 The HVBK-1520 Format Converter Board is required for up- or cross-conversion to these signals and output of these signals from the HD-SDI interface.

\*2 The HVBK-1505 Analog Input Board is required.

\*3 Component, composite, and S-Video inputs share the same BNC connectors.

\*4 Component, composite, and S-Video outputs share the same BNC connectors.

\*5 HDV and DV streams share the same i.LINK connector.

\*6 The HVR-1500 can play back but cannot record 720/30P signals. When 720/30P recordings are played back, their signals are converted to 720/59.94P signals.

\*7 In this table, \*60i, \*60P, and \*30P indicate a field rate of 59.94 Hz, a frame rate of 59.94 Hz, and a frame rate of 29.97 Hz, respectively.

## Distributed by

©2009 Sony Electronics Asia Pacific Pte Ltd. All rights reserved.  
 Reproduction in whole or in part without permission is prohibited.  
 Features and specifications are subject to change without notice.  
 All non-metric weights and measurements are approximate.  
 Sony, DVCAM, i.LINK, DigitalMaster, HDCAM, XDCAM and their respective logos are trademarks of Sony Corporation.  
 HDV and the HDV logo are trademarks of Sony Corporation and Victor Company of Japan, Limited.  
 DVCPRO is a trademark of Matsushita Electric Industrial Co., Ltd.

pro.sony-asia.com